



My Reading Log for Books 301-400

Name _____



Reading: Keep books where your baby or toddler can reach them. Offer board books or cloth books if you are concerned about mouthing or ripping pages.





Talking: Talk about toys or items your child is interested in exploring. "This playdoh feels squishy!" Use your senses to talk about how it feels, smells, looks, or sounds.

Singing: Use hand motions or dance moves to accompany familiar nursery rhymes like Old MacDonald or Twinkle Twinkle Little Star.

Writing: Get outside with chalk! Let your child color on the ground and on washable vertical surfaces like a playhouse to build up their hand and arm muscles. Or make a hopscotch to practice numbers!

Playing: Use blocks to build a city, a park, or another scene your child might be interested in.

Color in or check off a shape each time you finish a book.



When you have colored in all the shapes, bring your log back to the Children's Library for the next log, a sticker, a coloring page and to move your turtle down the wall.

