



My Reading Log for Books 401-500

Name _____



Reading: Hand the book to your child upside down to see if they flip it the right way. Ask them for help to turn the pages.





Talking: Try using a variety of words throughout the day. Instead of saying “big” say “enormous”! Use unfamiliar words instead of avoiding them to expose your child to a wider vocabulary.

Singing: Check out illustrated versions of songs in books, like *Mary Had a Little Lamb* by Iza Trapani. Point to the pictures that correlate with the words as you sing together.

Writing: Pour hair gel (and a drop of food coloring if needed) into a plastic baggie and have your child “write” or draw shapes with their finger on the outside of the bag.

Playing: Fill up small reusable containers with water at different temperatures. Add a drop of food coloring to each one and use cups to mix and make new colors or turn the cold water warm. See what they come up with!

Color in or check off a shape each time you finish a book.



When you have colored in all the shapes, bring your log back to the Children's Library for the next log, a sticker, a coloring page and to move your turtle down the wall.

