

cold water warm. See what they come up with!

Playing: Fill up small reusable containers with water at different temperatures. Add a drop of food coloring to each one and use cups to mix and make new colors or turn the

Writing: Pour hair gel (and a drop of food coloring if needed) into a plastic baggie and have your child "write" or draw shapes with their finger on the outside of the bag.

Singing: Check out illustrated versions of songs in books, like *Mary Had a Little Lamb* by Iza Trapani. Point to the pictures that correlate with the words as you sing together.

wider vocabulary.

Talking: Try using a variety of words throughout the day. Instead of saying "big" say "enormous"! Use unfamiliar words instead of avoiding them to expose your child to a

Ask them for help to turn the pages.

Reading: Hand the book to your child upside down to see if they flip it the right way.







Name _____

My Reading Log for Books 401-500



Color in or check off a shape each time you finish a book.



When you have colored in all the shapes, bring your log back to the Children's Library for the next log, a sticker, a coloring page and to move your turtle down the wall.

